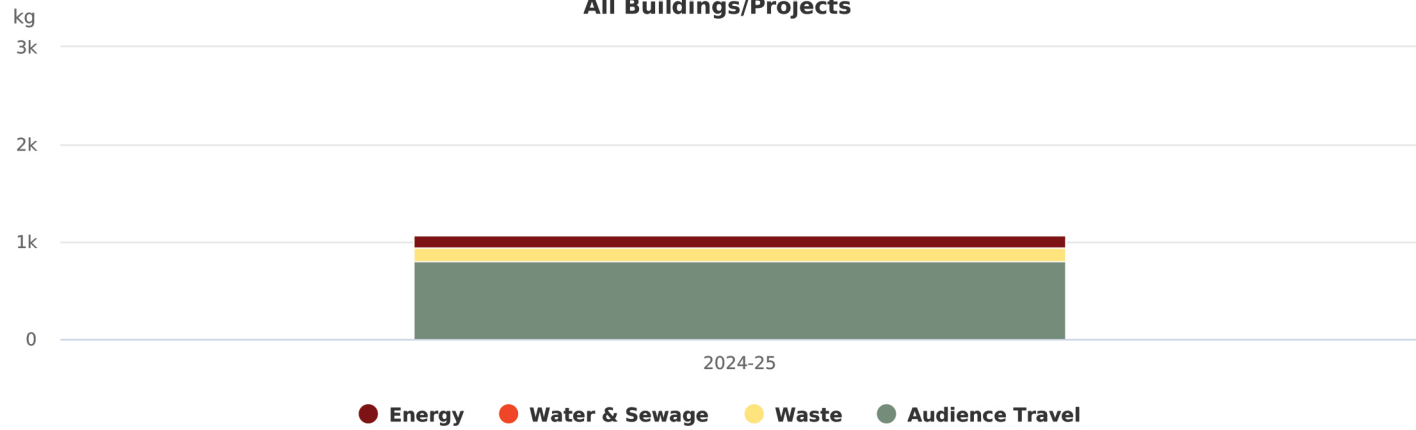


# Your emissions over time

## Radical Fields

### All Buildings/Projects



This table presents your organisation's environmental impacts in Carbon Dioxide Equivalent (CO<sub>2</sub>e) year-to-year.

YEAR	ENERGY	WATER & SEWAGE	WASTE	AUDIENCE TRAVEL	TOTAL
2024-25	259 kg CO <sub>2</sub> e	492 g CO <sub>2</sub> e	299 kg CO <sub>2</sub> e	2 tonnes CO <sub>2</sub> e	2 tonnes CO <sub>2</sub> e

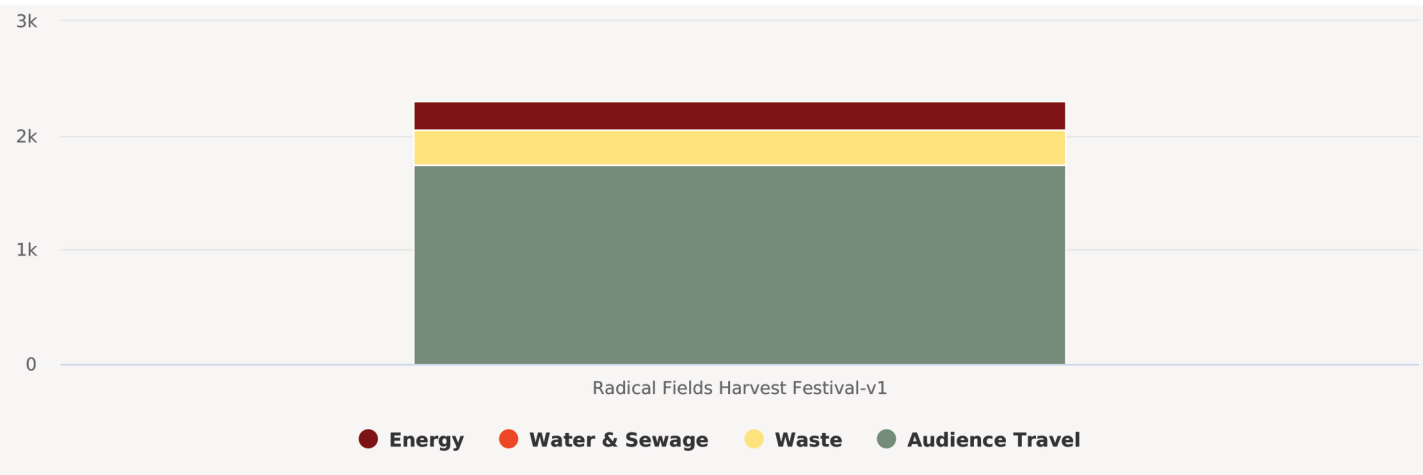
**CREATIVE**  
**CLIMATE**  
**TOOLS**



This report was generated through the Julie's Bicycle CreativeCG Tools.

# Emissions

## 2024-25



This table presents your organisation's environmental impacts in Carbon Dioxide Equivalent (CO<sub>2</sub>e).

FOOTPRINT	ENERGY	WATER & SEWAGE	WASTE	AUDIENCE TRAVEL	TOTAL
Radical Fields Harvest Festival-v1	259 kg CO <sub>2</sub> e	492 g CO <sub>2</sub> e	299 kg CO <sub>2</sub> e	2 tonnes CO <sub>2</sub> e	2 tonnes CO <sub>2</sub> e

# CREATIVE CLIMATE TOOLS

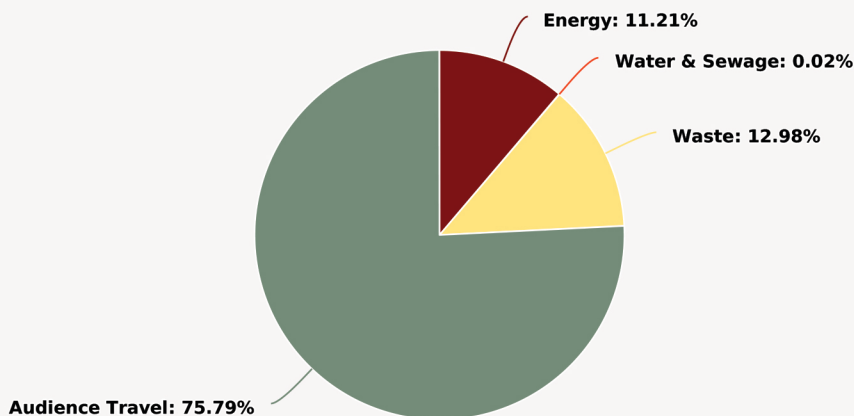


# Carbon Footprint Report

## Total Carbon Footprint

Radical Fields

2024-25: 2 tonnes CO<sub>2</sub>e



This table presents your organisation's environmental impacts in Consumption and Carbon Dioxide Equivalent (CO<sub>2</sub>e) terms.

IMPACT	CONSUMPTION	CARBON
Energy		259 kg CO <sub>2</sub> e
Water & Sewage	3 m <sup>3</sup>	492 g CO <sub>2</sub> e
Waste	0 tonnes	299 kg CO <sub>2</sub> e
Audience Travel		2 tonnes CO <sub>2</sub> e
	Emissions Total	2 tonnes CO <sub>2</sub> e

**CREATIVE**  
**CLIMATE**  
**TOOLS**

